



Family Law

Lesson: Family Violence

CLB 7-8 Instructional Package



Family Law: Family Violence (CLB 7-8)

CLB Outcomes

CLB 8-II: Comprehending Instructions

Understand extended, moderately complex, multistep instructions and instructional texts for established (set) procedures related to specialized tasks.

CLB8-II: Reproducing Information

Reduce a text of up to about 2 pages to an outline or summary.

Content Outcomes

- Identify what to do in situations of family violence
- Identify the legal protections available to victims of family violence
- Describe the procedures of a criminal court case
- Be able to get more information or find services for family violence

Resources

- People's Law School (PLS) booklet, [Family Violence & Abuse](#)
- PLS worksheets "Family Law: Family Violence"
- Computer Lab (optional)

External Resources and Referrals

- For more information on services for victims of family violence, visit Victim Services at <http://www.pssg.gov.bc.ca/victimservices/index.htm>.

Assessment Plan and Tools

- Self-assessment checklist

To the Instructor:

Family violence is a difficult topic to address in a classroom; Keep the following in mind:

- Alert your coordinator to your intention to cover this topic.
- Review your school policy about referrals.
- Tell the students ahead of time that you will be covering this topic.
- Try to keep the discussion factual, not personal.
- If a student discloses that they are or have been the victim of violence, talk to your coordinator and make a referral.
- Remember, **you are not a counsellor**.

Sample Lesson Plan

Time	Sample Tasks	Expected Outcome	Resources
15'	Warm up <ul style="list-style-type: none"> Avoid the use of visual images for this topic Set discussion ground rules Review the language of avoidance and deflection 	Set ground rules Review the language of avoidance and deflection	PLS Worksheet: Get Ready!
20'	Predict and read <ul style="list-style-type: none"> Students predict one thing they expect to read and write one question for each of the section of the booklet Students scan the PLS Booklet, <i>Family Violence & Abuse</i>, to check their predictions and answer their questions 	Develop the reading strategies of prediction and questioning Scan for details	PLS Worksheets: Predict! Read and Check! PLS Family Violence & Abuse booklet
15'	Vocabulary <ul style="list-style-type: none"> Students analyze the differences between similar words Students write and share sentences that illustrate the difference between the similar words Teach pronunciation as needed 	Apply vocabulary building strategies	PLS Worksheet: Build your Vocabulary!
40'	Read and summarize <ul style="list-style-type: none"> Students read the PLS booklet and summarize the key information in a series of graphic organizers Students demonstrate an understanding of the procedures for a criminal court case 	Take notes and summarize information Understand procedures	PLS Worksheet: Read and Summarize! PLS Family Violence & Abuse booklet
40'	Grammar: Conditionals <ul style="list-style-type: none"> Students read and discuss the structure, order of clauses and use of modal verbs in conditional sentences In small groups, students match a condition with a result They select a modal to complete the sentence, justifying their choice based on certainty They can read and check their sentences 	Understand court procedures Demonstrate understanding of key concepts from the reading	PLS Worksheet: It's Conditional!

Family Law: Family Violence



Time	Sample Tasks	Expected Outcome	Resources
30'	Research <ul style="list-style-type: none">• Students work independently or in pairs to find the information• Go over answers	Identify where to get more information about family violence	PLS Worksheet: Find out More! PLS Family Violence & Abuse booklet Computer lab
10'	Self-Assessment <ul style="list-style-type: none">• Allow students to fill out self-assessment form independently	Self-assessment	PLS Worksheet: What did you learn?

Get Ready!

You are going to read about family violence. The reading and discussion will focus on keeping safe, Canadian legal protections and court processes, and getting help for yourself and others. However, this topic can be very difficult to talk about and requires great sensitivity.

Before you start, work with your classmates and teacher to set some ground rules. Ground rules are guidelines of expected behaviours for classroom discussions. Here are some examples to get you started. Can you add to the list?

Sample Ground Rules

1. Have a clear purpose for the discussion.
2. Listen attentively.
3. Focus on the technical aspects of the topic (i.e. the laws, the legal processes, etc.)
4. Avoid sharing personal details.
5. _____
6. _____
7. _____

Even with ground rules in place, this topic and the opinions of your peers may make you feel anxious. It is okay to take a break or change the course of the conversation.

Review the language of avoidance.

I'd rather not talk about that.

Can we change the subject?

That makes me uncomfortable.

Excuse me. I think I need a break.

Predict!

You are going to read a booklet called *Family Violence & Abuse*. Look at the sections of this booklet (below). For each section, list one thing that you expect you will read and one question you have.

In this section, you will learn about

	Something I expect to read	A question I have
Overview of family violence and abuse	<i>a definition of abuse</i>	<i>Is yelling and calling someone stupid considered abuse?</i>
Keeping your family safe		
Legal Protection against family violence		
Criminal court process		
Help, services and more information		

Read and Check!

Read the People's Law School (PLS) [Family Violence & Abuse](#) booklet, and confirm your predictions, and see if your questions were answered.

Build your Vocabulary!

Talk about the words below. What are the similarities and differences? Use examples and definitions to support your points.

- | | |
|-------------------------------|------------------------------------|
| 1. humiliated vs. embarrassed | 6. assault vs. hit |
| 2. blame vs. accuse | 7. peace bond vs. protection order |
| 3. stalk vs. follow | 8. Crown counsel vs. lawyer |
| 4. slap vs. punch | 9. plead vs. sentence |
| 5. kidnap vs. abduct | 10. bail vs. probation |

- Is the difference in meaning? in degree? in impact? in collocation?
- What does the internet have to say about the differences between these words? Your dictionary? A monolingual dictionary? Which reference source gives the best explanation of the difference between the words?

Work with a partner to write two sentences that illustrates the difference between one of the pairs of words. Share your sentences with the rest of the class.

Example:

1. a) I was **humiliated** when my husband called me an idiot in front of my family.
b) I was **embarrassed** when I arrived late to class.

Read and Summarize!

Graphic organizers are an excellent way of summarizing and presenting information.

Read the PLS [Family Violence & Abuse](#) booklet in more detail this time. As you read, take notes and summarize the information using graphic organizers.

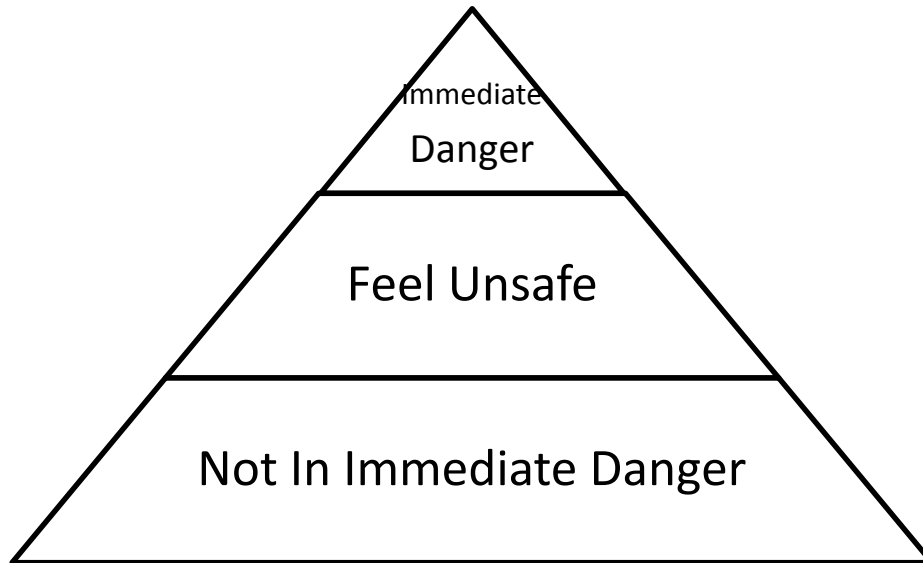
You can either use pen and paper or create a Word document. All of the graphic organizers here are available in Microsoft Word under **Insert** → **Illustrations** → **SmartArt**.

I. Types of Abuse

Emotional or Verbal				
<ul style="list-style-type: none">• embarrasses you• blames you when things go wrong• doesn't let you see your family and friends	<ul style="list-style-type: none">••	<ul style="list-style-type: none">••		

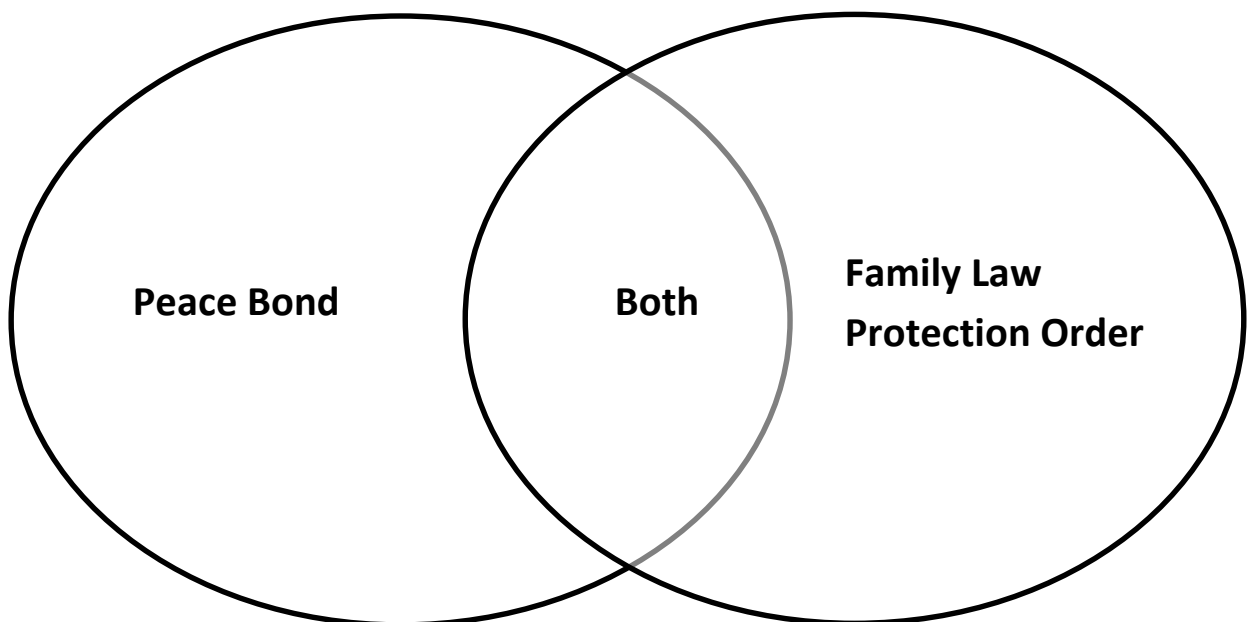
II. Keeping My Family Safe

If a person is experiencing abuse or violence in the family, what should they do to keep themselves and their family safe? Record the information in a pyramid like the one below.

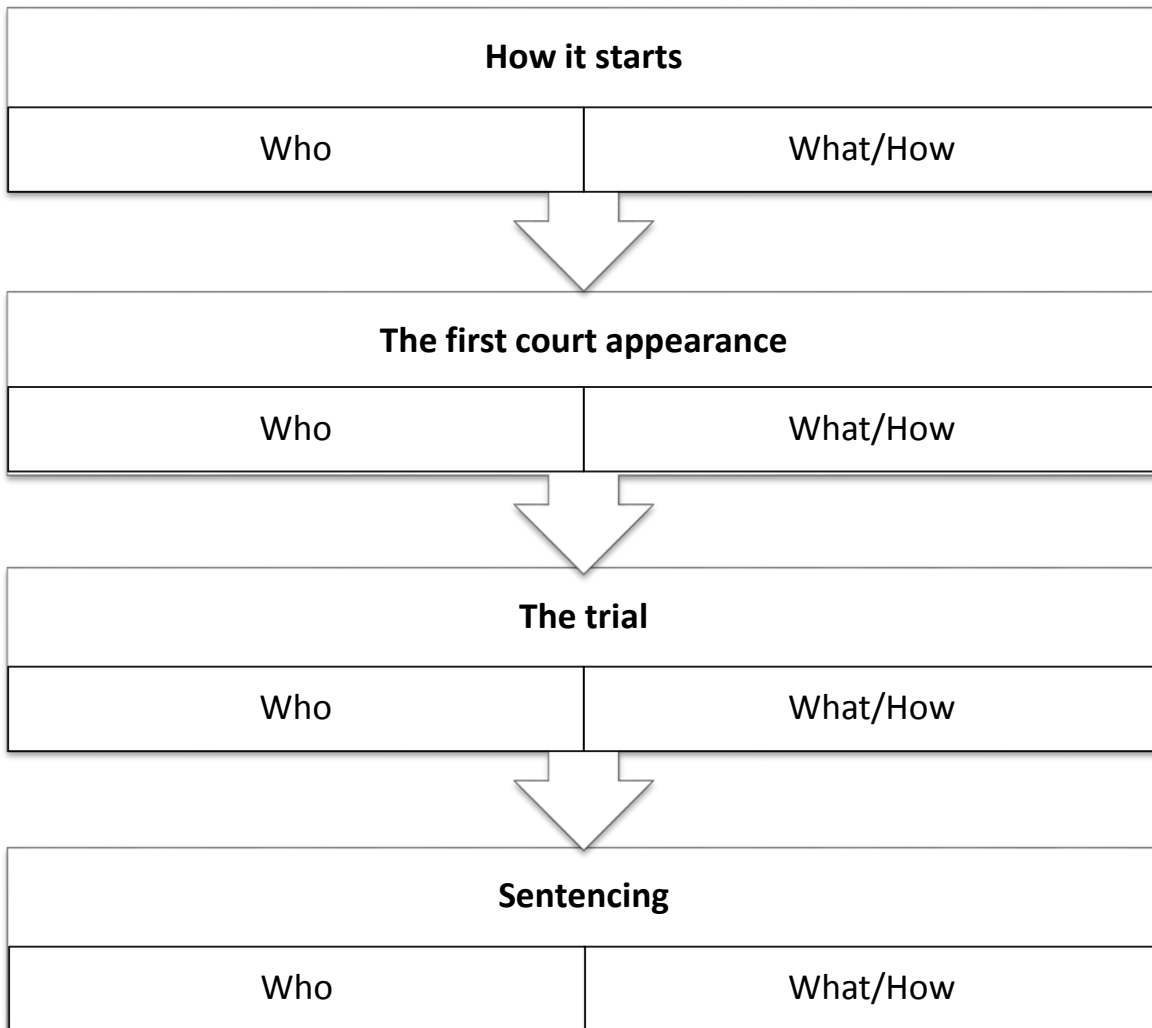


III. Protection Orders

There are two kinds of protection orders in BC: peace bonds and family law protection orders. Compare and contrast these two types of protection order.



IV. The Criminal Court Process



It's conditional!

Much of the information presented in this booklet is expressed in the conditional, e.g. If your partner is found guilty, he will be sentenced. The first part of the sentence expresses the condition and the second part expresses the result.

condition (if-clause)	result
If your partner is found guilty,	he will be sentenced.

It doesn't matter which clause is put first in the sentence. Note the use of the pronoun *he*.

result	condition (if-clause)
Your partner will be sentenced,	if he is found guilty

We can change the certainty of the result by changing the modal verb. Consider the level of certainty in the following sentences:

1. If your partner does not follow the conditions, he **will** be brought back to court.
2. If your partner does not follow the conditions, he **might** also be sentenced for breaching probation.
3. If your partner has committed criminal offences before, they **may** be sent to jail.
4. If you receive a subpoena, you **must** go to the trial as a witness.

Now write these conditions and results as conditional sentences using an appropriate modal, punctuation, and verb forms.

1. The accused person is found guilty the judge decides on a sentence

2. The assault was severe your partner goes to jail

It's Conditional!

Cut these conditions and results into cards and have your students match them and form conditional sentences. This can be done "open book." Have students discuss which modal would express the correct amount of certainty.

your abuser is going through a criminal court process	you _____ get support
the accused person pleads guilty	there _____ not be a trial
the accused pleads not guilty	there _____ be a trial at a later date
the accused was in jail before the first court date	the judge _____ let him out on <u>bail</u> until the trial starts
the accused <u>breaches</u> (disobeys) the bail conditions or the no contact order	_____ call the police
Crown counsel does not ask you for a victim impact statement	you _____ ask a victim services worker about it

Find out More!

Use a computer at school or at home to find out more about family violence. There are many useful websites listed in the PLS [Family Violence & Abuse](#) booklet.

1. What is VictimLink BC? What is the role of a victim service worker?

2. If I am the victim of family violence, where can I go for legal help?

3. Can I get support in my first language for family violence issues?

4. Choose one area of this topic and research it in greater depth. Take notes and share your information with your classmates.

- types of abuse
- the cycle of abuse
- the impacts of abuse on children
- transition and safe houses
- protective orders
- the court process
- services

What did you learn?

Fill this out on your own.

	Yes, I can do this on my own.	I need to review this.	I can't do this yet.
I can describe what to do in situations of family violence.	<input type="checkbox"/>	<input type="checkbox"/>	<input type="checkbox"/>
I can identify the legal protections available to victims of family violence.	<input type="checkbox"/>	<input type="checkbox"/>	<input type="checkbox"/>
I can describe the process and procedures of a criminal court case.	<input type="checkbox"/>	<input type="checkbox"/>	<input type="checkbox"/>
I can use graphic organizers to help me take notes from a text.	<input type="checkbox"/>	<input type="checkbox"/>	<input type="checkbox"/>
I can read and understand multistep procedures.	<input type="checkbox"/>	<input type="checkbox"/>	<input type="checkbox"/>

What else did you learn today? What other questions do you have about family violence?

It's Conditional!

ANSWER KEY

If your abuser is going through a criminal court process,	you should get support.
If the accused person pleads guilty,	there will not be a trial.
If the accused pleads not guilty,	there will be a trial at a later date.
If the accused was in jail before the first court date,	the judge may let him out on bail until the trial starts.
If the accused breaches (disobeys) the bail conditions or the no contact order,	call the police.
If Crown counsel does not ask you for a victim impact statement	you should ask a victim services worker about it.