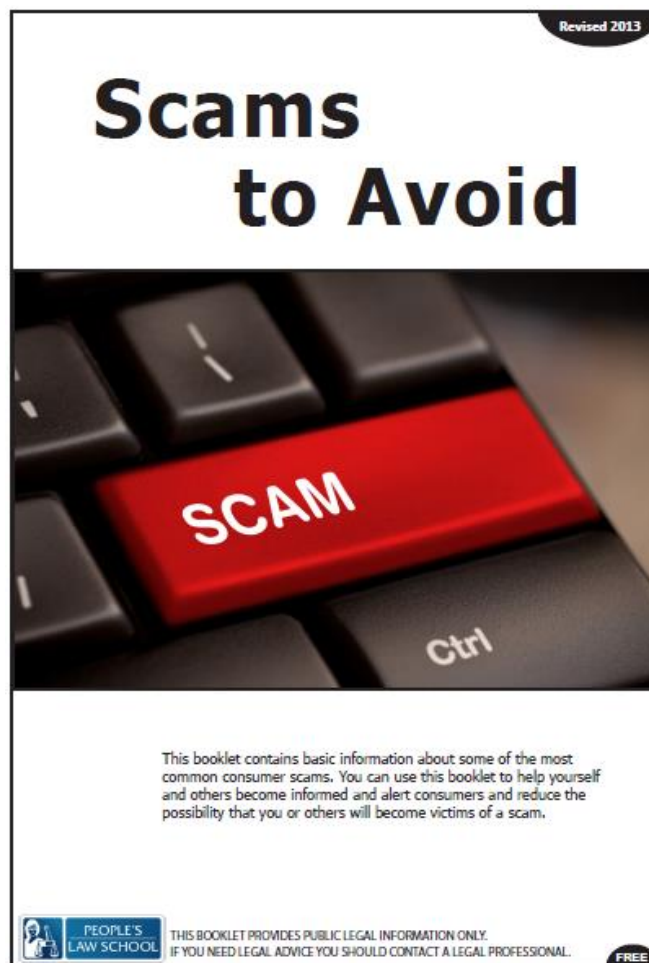




# Scams to Avoid

## Lesson: Prizes, Sales and Relative Scams

### CLB 4 Instructional Package



## Lesson Plan: Prize, Sales and Relative Scams (CLB 4)

### CLB Outcomes

---

 **CLB 4-III: Getting Things Done**

Understand short communication intended to influence or persuade others in familiar, everyday situations.

 **CLB 4-IV: Sharing Information**

Give brief descriptions of personal experiences, situations or simple processes, such as getting goods or services.

 **CLB 4-IV: Comprehending Information**

Understand the purpose, main idea, key information and specific details in simple, short texts related to everyday familiar and personally relevant situations and topics.

### Content Outcomes

---

- Identify key vocabulary and phrases that may indicate a scam
- Identify the ways prize and contest scams try to get your money
- Identify key facts about scams and what you can do to protect yourself

### Resources

---

- People's Law School (PLS) online booklet, *Scams to Avoid (2013)*, p. 13-14
- PLS worksheets "Scams to Avoid: Prize, Sales and Relative Scams"
- Computer Lab (optional)
- Video, "When I'm 64 – Scams," <http://www.youtube.com/watch?v=2ar10qsMQto>

### External Resources and Referrals

---

- For more information on scams, visit [www.antifraudcentre-centreantifraude.ca](http://www.antifraudcentre-centreantifraude.ca).

### Assessment Plan and Tools

---

- Self-assessment checklist

# Scams to Avoid

## Sample Lesson Plan

Time	Sample Tasks	Expected Outcome	Resources
10'	<p><b>Warm up</b></p> <ul style="list-style-type: none"> <li>In small groups, students look at the pictures and discuss the questions</li> <li>Go over vocabulary as needed</li> </ul>	<p>Generate interest</p> <p>Activate prior knowledge</p>	<p>PLS Worksheet: <b>Get Ready!</b></p>
15'	<p><b>Vocabulary collocations</b></p> <ul style="list-style-type: none"> <li>Students match up the words on the left column with the words that collocate on the right</li> <li>Students fill in the blanks with the vocabulary words from the left column</li> <li>Go over any new vocabulary as needed</li> <li>In pairs, students discuss the situations in the sentences and relate them to personal experiences</li> </ul>	<p>Identify some key words and collocations related to prize and contest scams</p> <p>Discuss personal experiences with scams</p>	<p>PLS Worksheet: <b>Vocabulary Match Up!</b></p> <p><i>Scams to Avoid</i>, p. 13.</p>
15'	<p><b>Predict and read</b></p> <ul style="list-style-type: none"> <li>Students identify the three types of scams in the PLS booklet and match the descriptions with the type of scam</li> <li>Students skim the PLS booklet to check their answers</li> <li>Check the answers as a class and go over vocabulary as needed</li> </ul>	<p>Identify types of scams and their main characteristics</p> <p>Skim to check information and specific details about various scams</p>	<p>PLS Worksheet: <b>Identify the Scam!</b></p> <p><i>Scams to Avoid</i>, p. 13-14.</p>
20'	<p><b>Read and respond</b></p> <ul style="list-style-type: none"> <li>Students read and respond to the comprehension questions</li> <li>In small groups, students discuss scams they know about in their own countries</li> </ul>	<p>Understand the main details about prize and contest scams</p>	<p>PLS Worksheet: <b>Read and Answer!</b></p> <p><i>Scams to Avoid</i>, p. 13-14.</p>

# Scams to Avoid



Time	Sample Tasks	Expected Outcome	Resources
	<ul style="list-style-type: none"> <li>Have each group report back and make a list on the board of the types of scams found in other countries</li> </ul>	<p>Discuss and compare types of scams</p>	
25'	<p><b>Student Dictation</b></p> <ul style="list-style-type: none"> <li>Review phrases for clarifying and asking politely (e.g. <i>Could you please repeat that. Could you say that again. Slowly, please. I didn't understand, etc.</i>)</li> <li>Place students into pairs and explain that one student (student A) will have the workbook and a pen, and the other student (student B) will have the PLS booklet or a print off of p. 13</li> <li>Explain the rules:               <ul style="list-style-type: none"> <li>The aim of the activity is to race against other pairs to see which pair can find all of the answers first</li> <li>Student A must ask the questions to B who will skim the PLS booklet to find the answers and respond</li> <li>Student A will record the answers</li> <li>Student B cannot show the booklet to student A, they can only talk to each other</li> </ul> </li> <li>Encourage students to use clarifying questions if they don't understand each other</li> <li>Check the answers as a whole class</li> </ul>	<p>Understand narrative communication</p> <p>Identify ways scammers try to get your money in prize and contest scams</p> <p>Ask for clarification or details politely</p> <p>Facilitate listener's comprehension by repeating and explaining</p>	<p>PLS Worksheet: <b>Listen and Record!</b></p> <p><i>Scams to Avoid</i>, p. 13.</p>

# Scams to Avoid



Time	Sample Tasks	Expected Outcome	Resources
15'	<p><b>Discuss</b></p> <ul style="list-style-type: none"> <li>Students try to guess the phrases from the context or by asking the teacher</li> <li>In pairs, students discuss the questions with the new vocabulary phrases and share their personal experiences</li> </ul>	Discuss and share personal experiences	<p>PLS Worksheet: <b>Share your Experience!</b></p> <p><i>Scams to Avoid</i>, p.13-14.</p>
20'	<p><b>Predict and read</b></p> <ul style="list-style-type: none"> <li>Make sure booklets are closed</li> <li>In small groups, students discuss what they can do so that they don't become victims of scams</li> <li>Students record the group's answers on the worksheet</li> <li>Students skim and scan the PLS booklet to find out further advice for how to avoid scams and record any ideas that they did not have from their discussion</li> <li>Elicit the answers and any other ideas that each group came up with</li> </ul>	Identify ways to protect yourself from prize and contest scams	<p>PLS Worksheet: <b>Predict and Read!</b></p> <p><i>Scam to Avoid</i>, p. 13 – 14.</p>
20'	<p><b>Listen to video and respond</b></p> <ul style="list-style-type: none"> <li>Students find the meanings of the words by asking one another, the teacher or looking them up</li> <li>Students watch or listen to the video and answer questions and check answers with partner</li> <li>Students discuss personal experiences</li> </ul>	Identify the main ideas and supporting details of the video material	<p>PLS Worksheet: <b>Prepare and Listen!</b></p> <p><b>Video:</b> "When I'm 64 – Scams"</p>

# Scams to Avoid



Time	Sample Tasks	Expected Outcome	Resources
15'	<p><b>Role play dialogue</b></p> <ul style="list-style-type: none"> <li>In pairs, students read and practice the dialogue from the PLS video</li> <li>Instruct students to continue the dialogue with Susan explaining to her mother why she thinks it's a scam and her mother asking for advice about scams</li> <li>Remind students to use appropriate register for a mother/daughter conversation</li> <li>Students can perform their finished dialogues for the class</li> </ul>	<p>Give warnings and advice about prize scams</p> <p>Ask for advice on what to do about a prize scam</p>	<p>PLS Worksheet: <b>Act it out!</b></p>
15'	<p><b>Find out more</b></p> <ul style="list-style-type: none"> <li>Students find more information about scams by conducting internet research</li> </ul>	<p>Get more information about scams and what to do</p>	<p>PLS Worksheet: <b>Find out more!</b></p> <p>Computer lab</p> <p><a href="http://www.antifraudcentre-centreantifraude.ca">www.antifraudcentre-centreantifraude.ca</a></p>
10'	<p><b>Self-Assessment</b></p> <ul style="list-style-type: none"> <li>Allow students to fill out self-assessment form independently</li> </ul>	<p>Self-assessment</p>	<p>PLS Worksheet: <b>What did you learn?</b></p>

# Scams to Avoid

## Get Ready!

In your group, discuss the following questions:


**Have you ever won a prize?**

**Have you ever been asked to pay or send money to claim a prize? What happened?**

**Look at the pictures below. What are the prizes?**

1

*Congratulations!*



<sup>1</sup>All images retrieved November 6th, 2013, from: <http://office.microsoft.com/en-us/images/?CTT=6&ver=14&app=winword.exe>

## Vocabulary Match Up!

Match the words on the left with the word that goes with it on the right. Some words may have more than one match. Find and underline these phrases in the People's Law School booklet, *Scams to Avoid*, p. 13 - 14. Fill in the blanks in the sentences below with a form the list of words on the left.

to win _____	a. pressured
to claim _____	b. a contest
to feel _____	c. a cheque
to provide _____	d. products
to participate _____	e. money
to charge _____	f. a prize
to send _____	g. in a competition
to purchase _____	h. your credit card number

1. Scammers are people who try to get your money. They tell you that to \_\_\_\_\_ a big prize, you first must pay some money.
2. To \_\_\_\_\_ your prize, they might ask you to send some money first.
3. They might text you a message to invite you to \_\_\_\_\_ in a trivia contest. Each time you text an answer, the scammers \_\_\_\_\_ you a lot of money.
4. They might ask you to \_\_\_\_\_ your credit card number to verify your winnings.
5. They might ask you to \_\_\_\_\_ products in order to receive your prize.
6. They might pressure you to \_\_\_\_\_ the money quickly because the prize is available for a limited time only.
7. You might \_\_\_\_\_ pressured to send money to help your relatives.

## Discuss!

With a partner look at the sentences above and discuss any of the situations that you have experienced or someone you know has experienced.



# Scams to Avoid

## Identify the Scam!

Write the type of scam above the picture. Match the information on the right with the type of scam on the left. Read the People's Law School booklet, *Scams to Avoid*, p. 13 – 14 to check.

**relative scam**

**prize and contest scam**

**door-to-door scam**



- someone will come to your house to sell you something
- the scammer will ask you to send a lot of money to help your family member
- you have to send money to get your prize



- the scammer will tell you he/she was in a car accident and needs money
- the scammer will tell you that you won something
- the scammer will try to sell you services such as roofing or heating
- you might be asked to participate in a texting completion to win something



- the scammer will pretend to be someone you know
- you have to call a "900" phone number to find out what you won

# Scams to Avoid

---



## Read and Answer!

Read the People's Law School booklet, *Scams to Avoid*, p. 13 "Prize and contest scams" and "Facts". Answer the following questions.

1. What does the scammer tell you?
2. How does the scammer reach you? Why?
3. How does the scammer tempt you? Why?
4. What may a scammer send you? Why?
5. What are the two facts about prize scams?

## Discuss!

With a group, discuss the types of scams you know about in your countries. Are they the same or different from the ones in Canada? Explain how they work.

# Scams to Avoid

---



## Listen and Record!

Work with a partner to find out how scammers try to get your money. Fill in the information by asking your partner the question, listening to their answer and recording their answer.

Remember to use clarification questions if you don't understand what they say (i.e. "Sorry, could you repeat that?" "Did you say...?" "I didn't understand."etc.)

1. What do scammers ask you to provide to cover shipping and handling fees, lawyer fees, or taxes to process your winnings?
2. What happens if you call a "900" number?
3. Do scammers need your signature to use your credit card number?
4. Why are you pressured to buy something on the spot?
5. What types of items might scammers ask you to purchase so that you can get your prize?
6. In a texting competition or texting trivial scam, how do scammers make money?
7. Sometimes you are asked to send something. What is it?

# Scams to Avoid



## Share your Experience!

Find these phrases in the People's Law School booklet, *Scams to Avoid*, p. 13 – 14 and circle them. Try to guess the meaning or ask your teacher. What helped you guess the meaning? Explain the meaning to a partner. Discuss the questions below with your partner.

**sales tactics**      **money-back guarantee**      **limited time only**      **on the spot**

1. Have you bought anything that had a money-back-guarantee? What was it?
2. Have you seen a sale recently that was for a limited time only? What was the sale?
3. What kinds of sales tactics have you experienced by sales people?
4. Have you ever been asked to buy something or provide information on the spot? Explain the situation.

# Scams to Avoid



## Predict and Read!

In small groups, discuss what you would do so that you don't become victims of scams. Write your group's answers in the left column in the chart. After discussing, check the People's Law School booklet, *Scams to Avoid*, p. 13 – 14. If you missed an answer or piece of advice, write it down in the People's Law School Advice column.

Scams – What you can do	
Your group's answers	People's Law School's Advice
	<ul style="list-style-type: none"><li>- <i>don't pay money to enter prizes</i></li><li>- <i>don't call "900" number</i></li></ul>

# Scams to Avoid



## Prepare and Listen!

Look at the vocabulary terms. Do you know the meanings of these words? Ask a partner, your teacher or look up the words in a dictionary. Watch the video “When I’m 64 – Scams” available at <http://www.youtube.com/watch?v=2arI0gsMQto> and answer the following questions:

**sweepstakes**

**scam**

**cruise**

**fees**

1. How did the woman receive the letter?
2. When can she collect the prize?
3. How much does she need to pay? Why?
4. Is her daughter happy about the letter? Why or why not?
5. What does her daughter think the letter is? Why?

## Discuss!

Discuss the questions with a partner.

1. Have you ever received scam messages on you cell phone or in the mail?
2. Do you know anybody who became a victim of a scam?



## Act it out!

With a partner, practice the dialogue from the video. Continue the dialogue with Susan explaining to her mother why she thinks it's a scam and Susan's mother asking for advice. Perform your dialogue for the class.

### “When I’m 64 – Scams”

Narrator: Susan is visiting her mother and discovers that she has been caught up in a sweepstakes scam.

Susan: Hi, Mom. How are you?

Mom: I’m well dear. You’re looking well.

Susan: Thank you. What’s this?

Mom: Oh! I won a cruise! I’ve just got to pay \$500 for processing and service fees. And then I can collect my prize!

Susan: Where did you get this?

Mom: It came in the mail

Susan: I think this is a scam.

Mom: I’ve won a cruise!

Susan: I think this is a sweepstakes scam.

Mom: No! The man told me I had won. And oh, and he was so nice!

Susan: Mom, I think it’s a scam because \_\_\_\_\_.

Mom: Oh really! What should I do?

Susan: Well, I think \_\_\_\_\_.

Mom: Okay, thanks dear.

# Scams to Avoid



## Find out more!

Visit the Canadian Anti-Fraud Centre (CAFC) website at [www.antifraudcentre-centreantifraude.ca](http://www.antifraudcentre-centreantifraude.ca) and answer the following questions.

1. How many scams are there? Choose one and read about it. Summarize the scam below.

---

---

---

---

---

2. What are the eight ways to recognize a scam listed on the website?

---

---

---

---

---

---

---

---

---

---

---



# Scams to Avoid



**What did you learn?** Fill this out on your own.

	Yes, I can do this on my own.	I need to review this.	I can't do this yet.
I can talk about scams.	<input type="checkbox"/>	<input type="checkbox"/>	<input type="checkbox"/>
I can list ways that scammers try to get your money.	<input type="checkbox"/>	<input type="checkbox"/>	<input type="checkbox"/>
I can list things I can do to protect myself from scams.	<input type="checkbox"/>	<input type="checkbox"/>	<input type="checkbox"/>
I can understand short conversations about scams.	<input type="checkbox"/>	<input type="checkbox"/>	<input type="checkbox"/>

What else did you learn today? What other questions do you have about scams?

---

---

---

---

---

---

---

---

---

---

## Vocabulary Match Up!

### ANSWER KEY

to win <u>b, e, f</u>	a. pressured
to claim <u>f</u>	b. a contest
to feel <u>a</u>	c. a cheque
to provide <u>h</u>	d. products
to participate <u>g</u>	e. money
to charge <u>e</u>	f. a prize
to send <u>c, e</u>	g. in a competition
to purchase <u>d</u>	h. your credit card number

1. Scammers are people who try to get your money. They tell you that to win a big prize, you first must pay some money.
2. To claim your prize, they might ask you to send some money first.
3. They might text you a message to invite you to participate in a trivia contest. Each time you text an answer, the scammers charge you a lot of money.
4. They might ask you to provide your credit card number to verify your winnings.
5. They might ask you to purchase products in order to receive your prize.
6. They might pressure you to send the money quickly because the prize is available for a limited time only.
7. You might feel pressured to send money to help your relatives.

# Scams to Avoid

## Identify the Scam!

### ANSWER KEY

#### relative scam




- the scammer will ask you to send a lot of money to help your family member
- the scammer will tell you he/she was in a car accident and needs money
- the scammer will pretend to be someone you know

#### prize and contest scam



- you have to send money to get your prize
- the scammer will tell you that you won something
- you might be asked to participate in a texting completion to win something
- you have to call a "900" phone number to find out what you won

#### door-to-door scam



- someone will come to your house to sell you something
- the scammer will try to sell you services such as roofing or heating

# Scams to Avoid

---



## Read and Answer!

### ANSWER KEY

1. What does the scammer tell you?

*You won a prize or first place in a contest and that you won something substantial*

2. How does the scammer reach you? Why?

*They sometimes send text messages or use names that sound like official organizations so that you will think it's real*

*Text messages are an easy way hook people, people might just send a text back even to ask who this is*

3. How does the scammer tempt you? Why?

*They might ask easy questions so that you will answer them because this is a way to get you to connect with them and possibly get more information from you*

4. What may a scammer send you? Why?

*They might send an envelope that says "you won" or "it's your lucky day" and have a cheque inside that looks real because it will spark curiosity and some people might think it's real because the cheque looks real so they will try to pursue it or collect their prize.*

5. What are the two facts about prize scams?

*If you have to pay to receive your prize, you haven't won anything*

*If you have to purchase products, provide a credit card number or other account numbers or send a fee to receive your prize it's not a prize*

*Prizes should be free and you shouldn't have to pay anything. Once you give out money or your information, it's easy for people to steal or get more personal information from you.*

## Listen and Record!

### ANSWER KEY

1. What do scammers ask you to provide to cover shipping and handling fees, lawyer fees, or “taxes” to process your winnings?

*your credit card number*

2. What happens if you call a “900” number?

*they will charge you a lot of money*

3. Do scammers need your signature to use your credit card number?

*no*

4. Why are you pressured to buy something on the spot?

*because they say the prize is only available for a limited time only*

5. What types of items might scammers ask you to purchase so that you can get your prize?

*pens, key chains, or light bulbs – something small*

6. In a texting competition or texting trivial scam, how do scammers make money?

*by the messages they send or the messages you send back*

7. Sometimes you are asked to send something. What is it?

*Certified cheque*

# Scams to Avoid

---



## Prepare and Listen!

### ANSWER KEY

1. How did the woman receive the letter?  
*In the mail*
2. When can she collect the prize?  
*After she pays for service and processing fees*
3. How much does she need to pay?  
*\$500.00*
4. Is her daughter happy about the letter?  
*No*
5. What does her daughter think the letter is?  
*A sweepstakes scam*